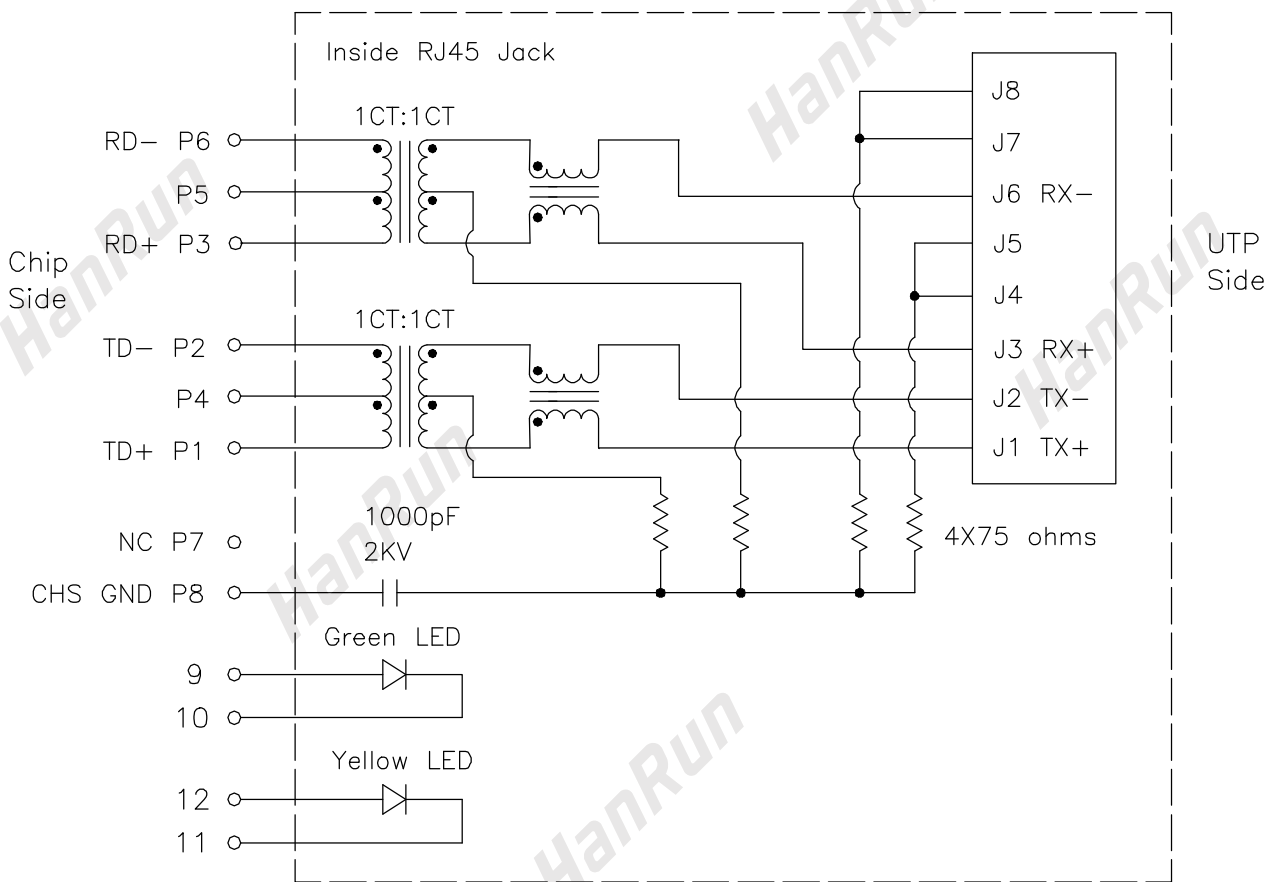


HY911105A

Electrical Specification @25°C

Operating Temperature Range: 0°C ~ +70°C
 Isolation: 1500Vrms 0.5mA 60S (UTP Side to Chip Side)
 OCL: 350uH Minimum @100KHz 100mV with 8mADC
 Insertion Loss: -1.0dB Maximum @300KHz ~ 100MHz
 Return Loss: -20dB Minimum @1MHz ~ 10MHz / -16dB Minimum @10MHz ~ 30MHz
 -12dB Minimum @30MHz ~ 60MHz / -10dB Minimum @60MHz ~ 80MHz
 Common Mode Rejection: -30dB Minimum @1MHz ~ 50MHz
 -20dB Minimum @50MHz ~ 150MHz
 Crosstalk: -40dB Minimum @1MHz ~ 30MHz / -35dB Minimum @30MHz ~ 60MHz
 -30dB Minimum @60MHz ~ 100MHz

Schematics

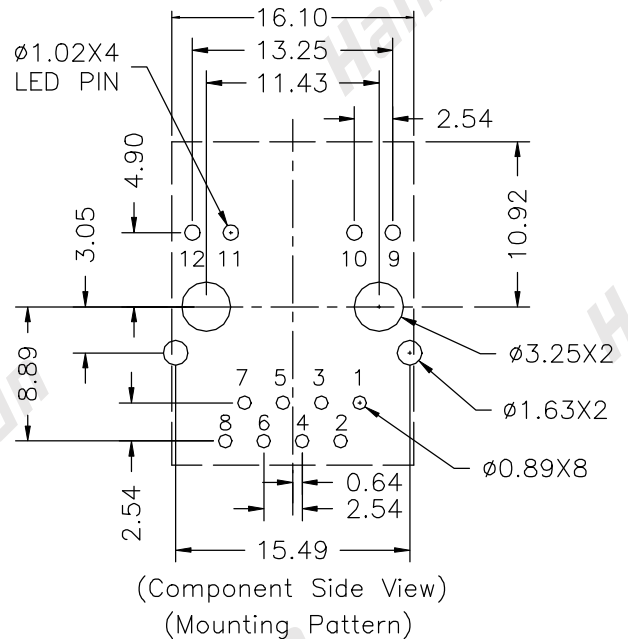
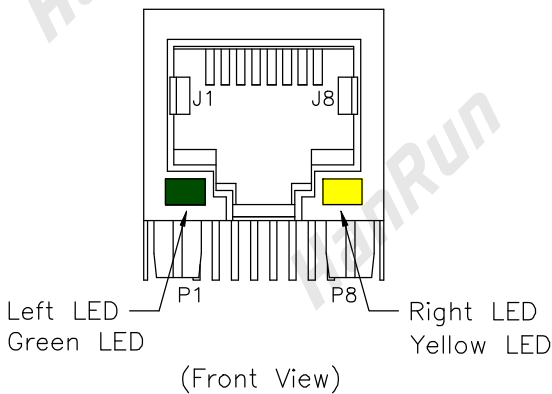
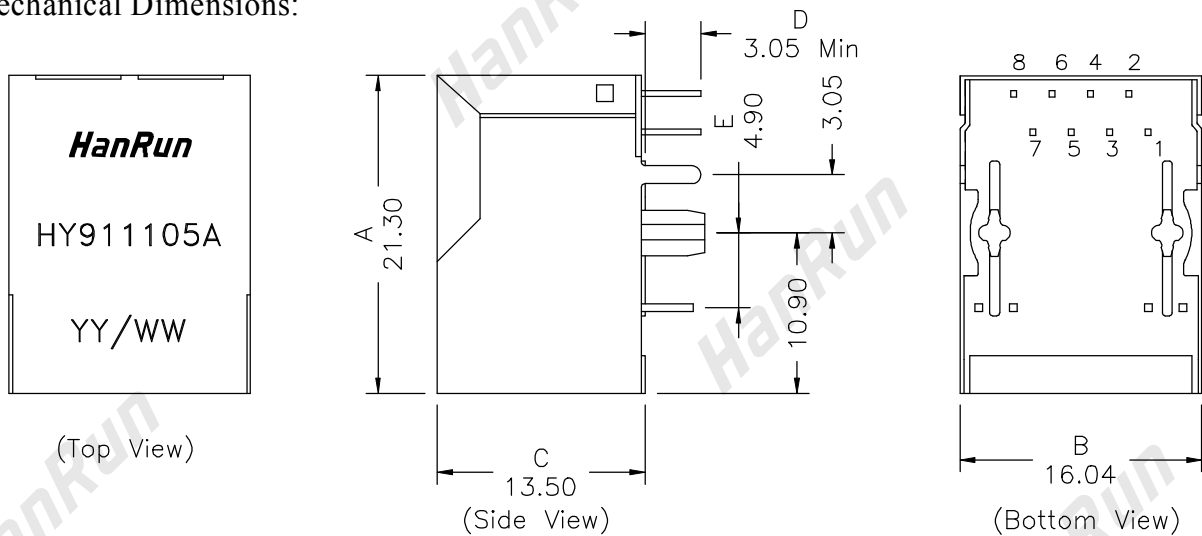


Notes: Connect CHS GND to PCB Ground

HY911105A

- RoHS Compliant (Pb Free)
- Designed for Network Interface Card Application
- Meets or Exceeds IEEE802.3 standards including 350uH Min OCL with 8mADC
- High performance for EMI suppression, Crosstalk, Return Loss and Consistent Electrical
- Minimum 1500Vrms isolation per IEEE802.3 requirement
- Minimize PCB space and Simplify PCB Layout
- Less magnetic components to place on PCB, Higher reliability and yields

Mechanical Dimensions:



Standard LED	Wavelength	Forward V (Min/Max)	Forward A	Type
Green	568nm	1.8V/2.8V	20mA	squareness
Yellow	585nm	1.8V/2.8V	20mA	squareness

Dimensions in mm

Unless otherwise specified, Tolerance: .xx ±0.25

REV.: A/1