

Description

The SMD0805 Series PTC provides surface mount overcurrent protection for applications where space is at a premium and resettable protection is desired.

Features

- RoHS compliant, lead-free and halogen-free
- Fast response to fault currents
- Compact design saves board space
- Low resistance
- Low-profile
- Compatible with high temperature solders

Applications

- USB peripherals
- Disk drives
- CD-ROMs
- Plug and play protection for motherboards and peripherals
- Mobile phones - battery and port protection
- Disk drives
- PDAs / digital cameras
- Game console port protection

Electrical Characteristics

Type Number	I_{hold}	I_{trip}	V_{max}	I_{max}	P_d max.	Maximum Time To Trip		Resistance	
	(A)	(A)	$V_{(dc)}$	(A)	(W)	Current (A)	Time (Sec.)	R_{min} (Ω)	R_{1max} (Ω)
SMD0805P010TF	0.10	0.30	15	100	0.5	0.50	1.50	1.000	6.000
SMD0805P020TF	0.20	0.50	9	100	0.5	8.00	0.02	0.650	3.500
SMD0805P035TF	0.35	0.75	6	100	0.5	8.00	0.10	0.250	1.200
SMD0805P050TF	0.50	1.00	6	100	0.5	8.00	0.10	0.150	0.850
SMD0805P075TF	0.75	1.500	6	40	0.6	8.00	0.20	0.090	0.350
SMD0805P100TF	1.00	1.95	6	40	0.6	8.00	0.30	0.060	0.210
SMD0805P110TF	1.10	2.00	6	100	0.8	8.00	0.10	0.050	0.160

I_{hold} = Hold current: maximum current device will pass without tripping in 23°C still air.

I_{trip} = Trip current: minimum current at which the device will trip in 23°C still air.

V_{max} = Maximum voltage device can withstand without damage at rated current (I_{max})

I_{max} = Maximum fault current device can withstand without damage at rated voltage (V_{max})

P_d = Power dissipated from device when in the tripped state at 23°C still air.

R_{min} = Minimum resistance of device in initial (un-soldered) state.

R_{typ} = Typical resistance of device in initial (un-soldered) state.

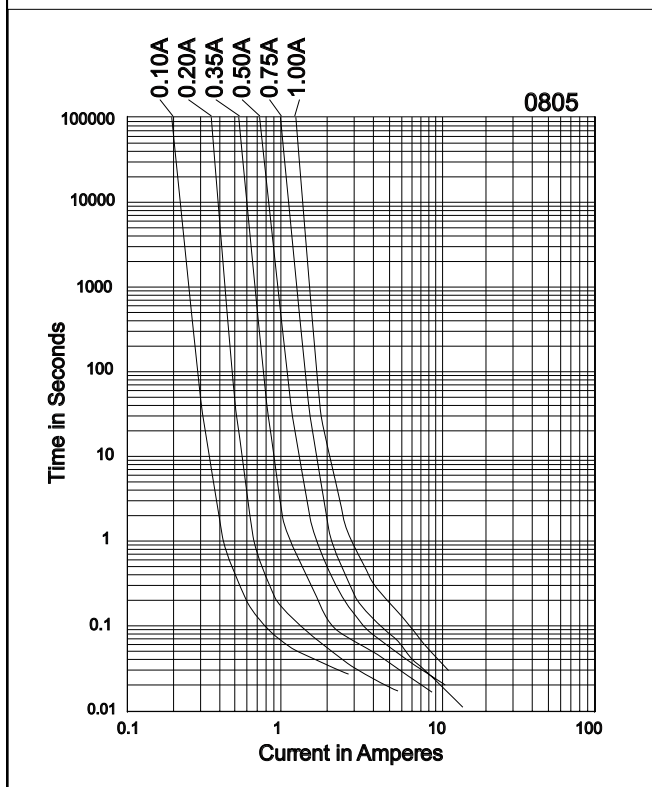
R_{1max} = Maximum resistance of device at 23°C measured one hour after tripping or reflow soldering of 260°C for 20 sec.



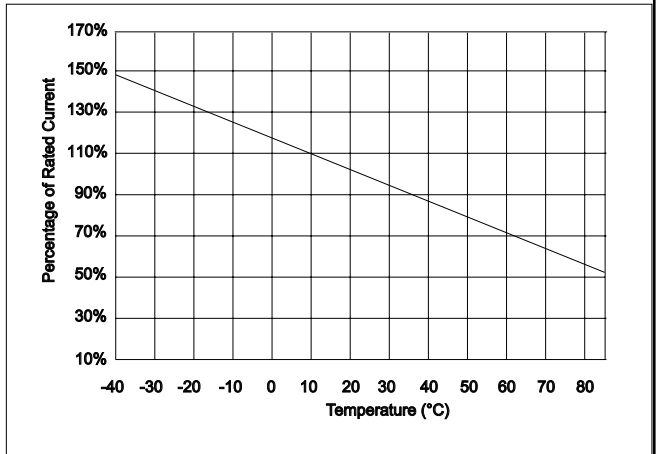
Temperature Derating

Part Number	Ambient Operation Temperature								
	-40°C	-20°C	0°C	23°C	40°C	50°C	60°C	70°C	85°C
0805P010	0.14	0.12	0.11	0.10	0.08	0.07	0.06	0.05	0.03
0805P020	0.28	0.25	0.23	0.20	0.17	0.14	0.12	0.10	0.07
0805P035	0.47	0.44	0.39	0.35	0.30	0.27	0.24	0.20	0.14
0805P050	0.68	0.62	0.55	0.50	0.40	0.37	0.33	0.29	0.23
0805P075	1.00	0.90	0.79	0.75	0.63	0.57	0.53	0.41	0.34
0805P100	1.35	1.25	1.10	1.00	0.82	0.74	0.65	0.55	0.42

Average Time Current Curves



Temperature Derating Curve



The average time current curves and Temperature Derating curve performance is affected by a number of variables, and these curves provided as guidance only. Customer must verify the performance in their application.

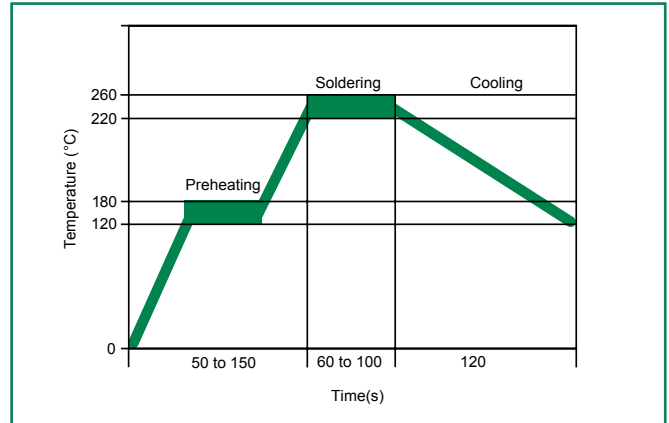


Soldering Parameters

Condition	Reflow
Peak Temp/ DurationTime	260°C / 10 Sec
Time above liquids (TAL) 220°C	60 Sec ~ 100 Sec
Preheat 120°C~ 180°C	50 Sec ~ 150 Sec
Storage Condition	0°C~35°C, ≤70%RH

- Recommended reflow methods: IR, vapor phase oven, hot air oven, N₂ environment for lead-free
- Recommended maximum paste thickness is 0.25mm (0.010 inch)
- Devices can be cleaned using standard industry methods and solvents.

Note: If reflow temperatures exceed the recommended profile, devices may not meet the performance requirements.



Physical Specifications

Terminal Material	Solder-Plated Copper (Solder Material: Matte Tin (Sn))
Lead Solderability	Meets EIA Specification RS186-9E, ANSI/J-STD-002, Category 3

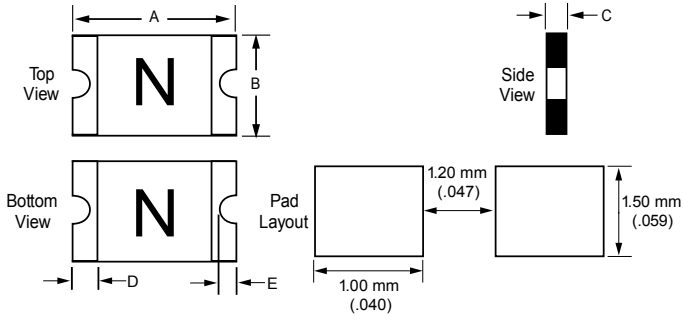
Environmental Specifications

Operating/Storage Temperature	-40°C to +85°C
Maximum Device Surface Temperature in Tipped State	125°C
Passive Aging	+85°C, 1000 hours -/+5% typical resistance change
Humidity Aging	+85°C, 85%, R.H., 1000 hours -/+5% typical resistance change
Thermal Shock	MIL-STD-202, Method 107G +85°C/-40°C 20 times -30% typical resistance change
Solvent Resistance	MIL-STD-202, Method 215 No change
Vibration	MIL-STD-883C, Method 2007.1, Condition A No change
Moisture Sensitivity Level	Level 1, J-STD-020C



Dimensions

MARKING CODE VARIES
WITH AMPERAGE RATING
(See Electrical Characteristic Table)
SHOWN IS 1.0AMP RATING



Type Number	A	B	C	D	E
	mm	mm	mm	mm	mm
SMD0805P010TF	2.2	1.5	1.0	0.55	0.45
SMD0805P020TF	2.2	1.5	1.0	0.55	0.45
SMD0805P035TF	2.2	1.5	0.75	0.55	0.45
SMD0805P050TF	2.2	1.5	1.25	0.55	0.45
SMD0805P075TF	2.2	1.5	1.25	0.55	0.45
SMD0805P100TF	2.2	1.5	1.80	0.55	0.45

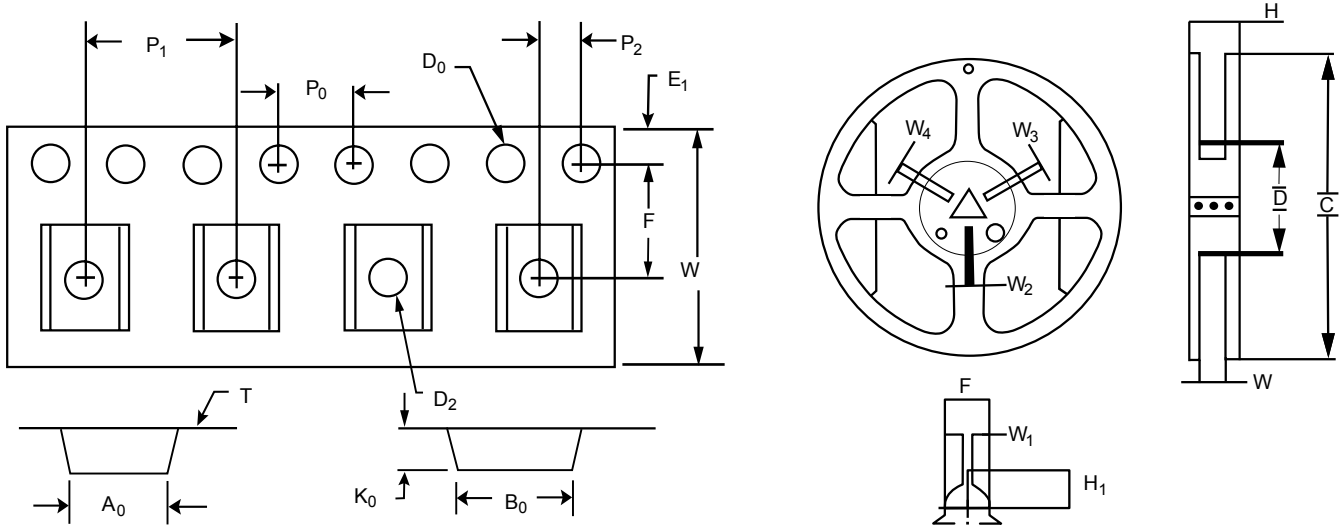
Tape and Reel Specifications

TAPE SPECIFICATIONS: EIA-481-1 (mm)				
	0805L010 0805L020 0805L035	0805L050	0805L075	0805L100
W	8.0+/-0.10	8.0+/-0.10	8.0+/-0.10	8.0+/-0.10
F	3.5+/-0.05	3.5+/-0.05	3.5+/-0.05	3.5+/-0.05
E ₁	1.75+/-0.10	1.75+/-0.10	1.75+/-0.10	1.75+/-0.10
D ₀	1.55+/-0.05	1.55+/-0.05	1.55+/-0.05	1.55+/-0.05
D ₁	1.0 (min)	1.0 (min)	1.0 (min)	1.0 (min)
P ₀	4.0+/-0.10	4.0+/-0.10	4.0+/-0.10	4.0+/-0.10
P ₁	4.0+/-0.10	4.0+/-0.10	4.0+/-0.10	4.0+/-0.10
P ₂	2.0+/-0.05	2.0+/-0.05	2.0+/-0.05	2.0+/-0.05
A ₀	1.45+/-0.10	1.42+/-0.10	1.65+/-0.10	1.65+/-0.10
B ₀	2.30+/-0.10	2.24+/-0.10	2.35+/-0.10	2.35+/-0.10
T	0.25+/-0.10	0.20+/-0.10	0.20+/-0.10	0.25+/-0.10
K ₀	0.9+/-0.10	1.04+/-0.10	1.05+/-0.10	1.50+/-0.10
Leader min.	390	390	390	390
Trailer min.	160	160	160	160

REEL DIMENSIONS: EIA-481-1 (mm)	
H	12.0+/-0.05
W	9.0+/-0.5
D	Ø60+0.5
F	Ø13.0+/-0.2
C	Ø178+/-1.0
H ₁	11+/-0.5
W ₁	2.2+/-0.5
W ₂	3.0+0.5
W ₃	4.0+0.5
W ₄	5.5+0.5



Tape and Reel Specifications



RUILONYUAN Electronics are trademarks.

Information furnished is believed to be accurate and reliable. However, users should independently evaluate the suitability of and test each product selected for their own applications. RUILONYUAN Electronics reserves the right to change or update, without notice, any information contained in this publication; to change, without notice, the design, construction, processing, or specification of any product; and to discontinue or limit production or distribution of any product. This publication supersedes and replaces all information previously supplied. Without expressed or written consent by an officer of RUILONYUAN Electronics, RUILONYUAN Electronics does not authorize the use of any of its products as components in nuclear facility applications, aerospace, or in critical life support devices or systems. RUILONYUAN Electronics expressly disclaims all implied warranties regarding the information contained herein, including, but not limited to, any implied warranties of merchantability or fitness for a particular purpose. RUILONYUAN Electronics' only obligations are those in the RUILONYUAN Electronics Standard Terms and Conditions of Sale and in no case will RUILONYUAN Electronics be liable for any incidental, indirect, or consequential damages