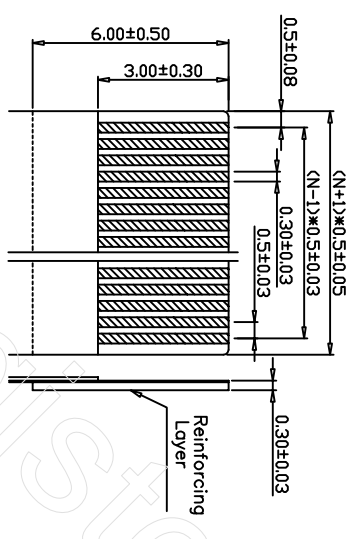
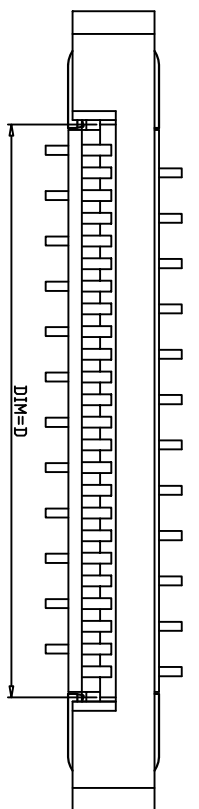
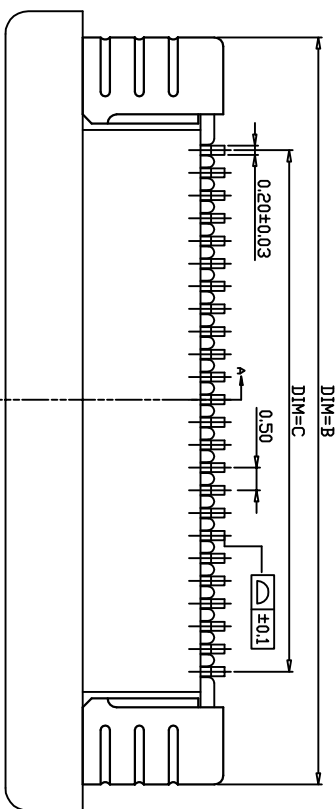
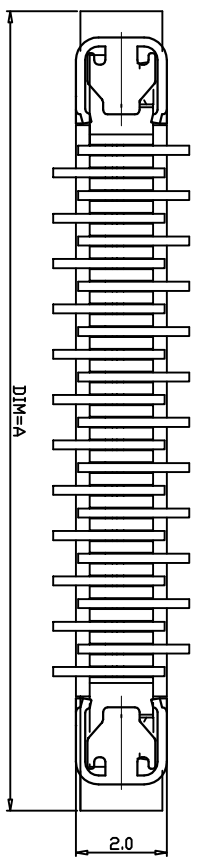
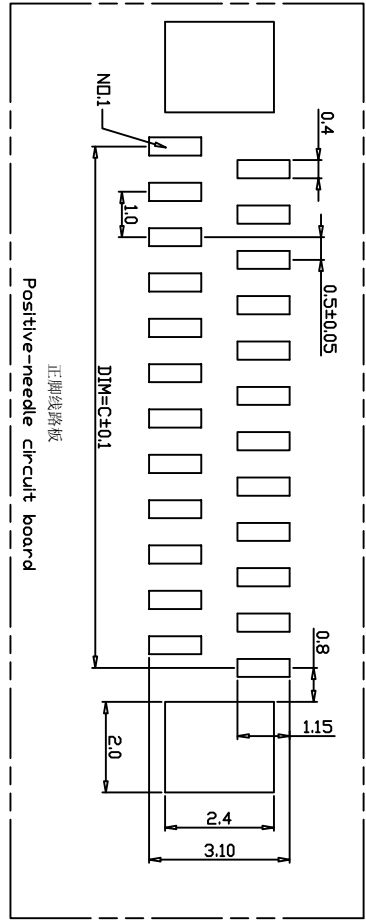
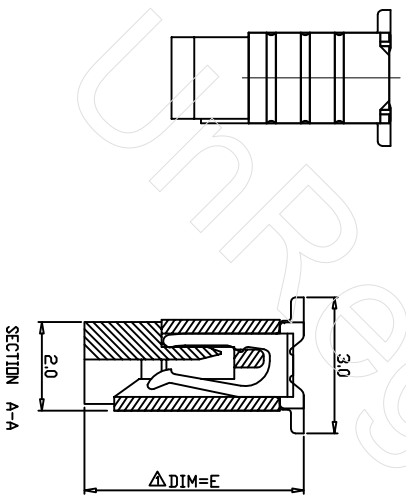


Electrical Characteristics:
 Current rating: 0.4A AC/DC
 Voltage rating: 50V AC/DC
 Temperature range: -25°C~+85°C
 Withstand Voltage: 200V AC/Minute
 Contact Resistance: ≤ 20mΩ
 Insulation resistance: ≥ 5000mΩ
 Relative Humidity: 93%+40°C
Material Description:
 Terminal: Phosphor Bronze Tin-Leadplated
 Fitting Nail: Brass Tin-plated
 Housing: Thermoplastic (UL94V-0)
 Slider: Thermoplastic (UL94V-0)



RECOMMENDED FFC/FPC DIM.



| PIN# | DIM=A | DIM=B | DIM=C | DIM=D | DIM=E |
|------|-------|-------|-------|-------|-------|
| 60P | 35.6 | 34.5 | 29.50 | 30.60 | |
| 59P | 35.1 | 34.0 | 29.00 | 30.10 | |
| 58P | 34.6 | 33.5 | 28.50 | 29.60 | |
| 57P | 34.1 | 33.0 | 28.00 | 29.10 | |
| 56P | 33.6 | 32.5 | 27.50 | 28.60 | |
| 55P | 33.1 | 32.0 | 27.00 | 28.10 | |
| 54P | 32.6 | 31.5 | 26.50 | 27.60 | |
| 53P | 32.1 | 31.0 | 26.00 | 27.10 | |
| 52P | 31.6 | 30.5 | 25.50 | 26.60 | |
| 51P | 31.1 | 30.0 | 25.00 | 26.10 | |
| 50P | 30.6 | 29.5 | 24.50 | 25.60 | |
| 49P | 30.1 | 29.0 | 24.00 | 25.10 | |
| 48P | 29.6 | 28.5 | 23.50 | 24.60 | |
| 47P | 29.1 | 28.0 | 23.00 | 24.10 | |
| 46P | 28.6 | 27.5 | 22.50 | 23.60 | |
| 45P | 28.1 | 27.0 | 22.00 | 23.10 | |
| 44P | 27.6 | 26.5 | 21.50 | 22.60 | |
| 43P | 27.1 | 26.0 | 21.00 | 22.10 | |
| 42P | 26.6 | 25.5 | 20.50 | 21.60 | |
| 41P | 26.1 | 25.0 | 20.00 | 21.10 | |
| 40P | 25.6 | 24.5 | 19.50 | 20.60 | |
| 39P | 25.1 | 24.0 | 19.00 | 20.10 | |
| 38P | 24.6 | 23.5 | 18.50 | 19.60 | |
| 37P | 24.1 | 23.0 | 18.00 | 19.10 | |
| 36P | 23.6 | 22.5 | 17.50 | 18.60 | |
| 35P | 23.1 | 22.0 | 17.00 | 18.10 | |
| 34P | 22.6 | 21.5 | 16.50 | 17.60 | |
| 33P | 22.1 | 21.0 | 16.00 | 17.10 | |
| 32P | 21.6 | 20.5 | 15.50 | 16.60 | |
| 31P | 21.1 | 20.0 | 15.00 | 16.10 | |
| 30P | 20.6 | 19.5 | 14.50 | 15.60 | |
| 29P | 20.1 | 19.0 | 14.00 | 15.10 | |
| 28P | 19.6 | 18.5 | 13.50 | 14.60 | |
| 27P | 19.1 | 18.0 | 13.00 | 14.10 | |
| 26P | 18.6 | 17.5 | 12.50 | 13.60 | |
| 25P | 18.1 | 17.0 | 12.00 | 13.10 | |
| 24P | 17.6 | 16.5 | 11.50 | 12.60 | |
| 23P | 17.1 | 16.0 | 11.00 | 12.10 | |
| 22P | 16.6 | 15.5 | 10.50 | 11.60 | |
| 21P | 16.1 | 15.0 | 10.00 | 11.10 | |
| 20P | 15.6 | 14.5 | 9.50 | 10.60 | |
| 19P | 15.1 | 14.0 | 9.00 | 10.10 | |
| 18P | 14.6 | 13.5 | 8.50 | 9.60 | |
| 17P | 14.1 | 13.0 | 8.00 | 9.10 | |
| 16P | 13.6 | 12.5 | 7.50 | 8.60 | |
| 15P | 13.1 | 12.0 | 7.00 | 8.10 | |
| 14P | 12.6 | 11.5 | 6.50 | 7.60 | |
| 13P | 12.1 | 11.0 | 6.00 | 7.10 | |
| 12P | 11.6 | 10.5 | 5.50 | 6.60 | |
| 11P | 11.1 | 10.0 | 5.00 | 6.10 | |
| 10P | 10.6 | 9.5 | 4.50 | 5.60 | |
| 9P | 10.1 | 9.0 | 4.00 | 5.10 | |
| 8P | 9.6 | 8.5 | 3.50 | 4.60 | |
| 7P | 9.1 | 8.0 | 3.00 | 4.10 | |
| 6P | 8.6 | 7.5 | 2.50 | 3.60 | |
| 5P | 8.1 | 7.0 | 2.00 | 3.10 | |
| 4P | 7.6 | 6.5 | 1.50 | 2.60 | |

- NOTES:
 1. PLASTIC BURRS 0.1mm MAX
 2. PART NO. SPECIFICATION: AF3EXXXR*S0T10
 PLASTIC SEMI-MANUFACTURED CODE
 NO. OF CONTACT MATERIAL CODE
 R:RIGHT



| SER AREA | REVISIONS | CHK | DATE | UNLESS OTHERWISE SPECIFIED TOLERANCES ARE |
|----------|--------------|-----|------------|---|
| | ECN:20051023 | 杨大斌 | 2005/10/23 | X.XX ±0.15 Δ |
| | | | | X.XXX ±0.05 |
| | | | | ANG. ±0.30° |

| APPROVED | DATE | PART NO. |
|----------|------------|----------------|
| | | AF3EXXXR*S0T10 |
| CHECKED | DATE | DRAWING NO. |
| | | JB96*04005 |
| DRAWN | DATE | COMPUTER NO. |
| | 2004/06/01 | R2000502 |
| SCALE | SCALE NAME | FPC |
| 81 | A3 | 0.5 CONNECTOR |
| NUMBER | REV | |
| | A | |

深圳市钜硕电子有限公司